



QUINAULT SERIES
DRAWINGS & SPECIFICATIONS

Table of Contents

Page	Content
1	Cover
2	Table of Contents
3	Insert Sign
4	Room Sign + Insert
5	Small Room Sign
6	Large Room Sign
7	Room Sign + Pictogram
8	Blade Sign

Sign Type
Insert Sign

Last Revision Date
03/28/2025



**COLOR SCHEME 1
BLACK**



**COLOR SCHEME 2
WHITE**

SIGN DETAILS

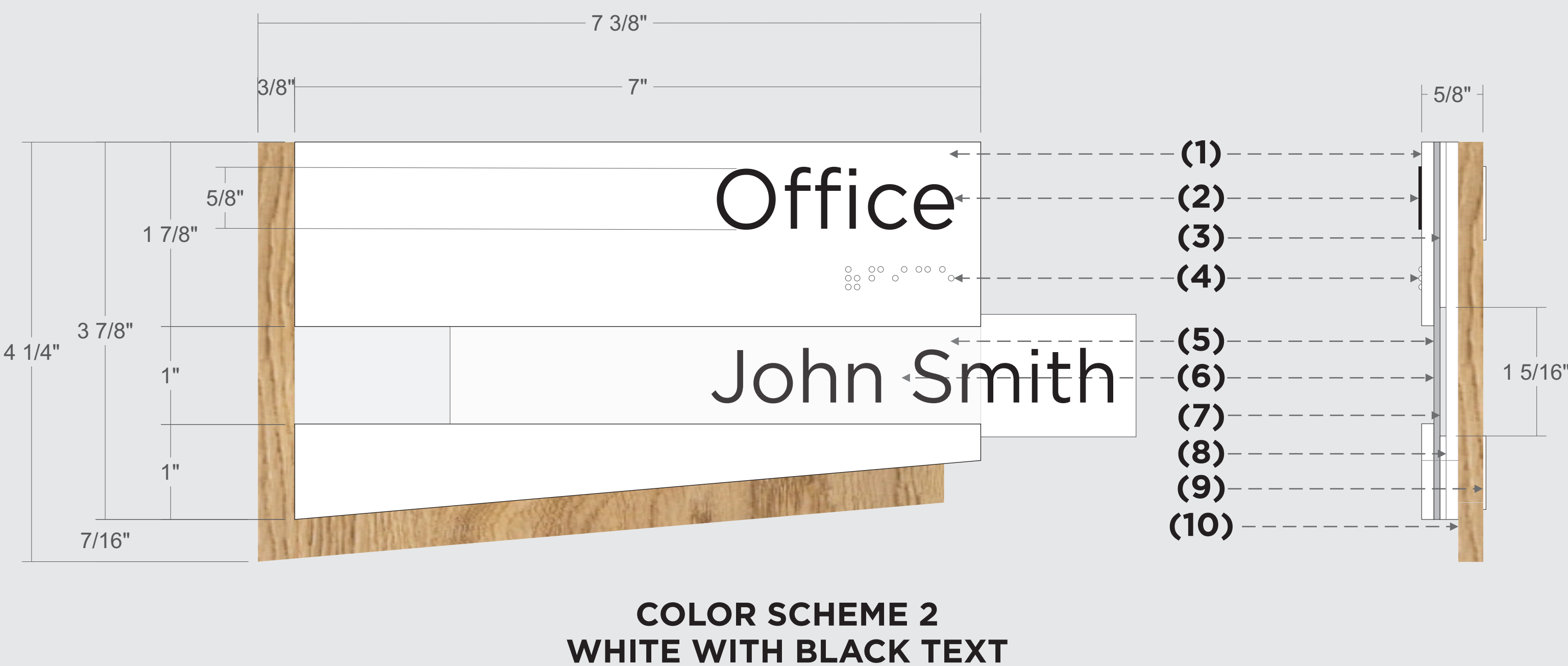
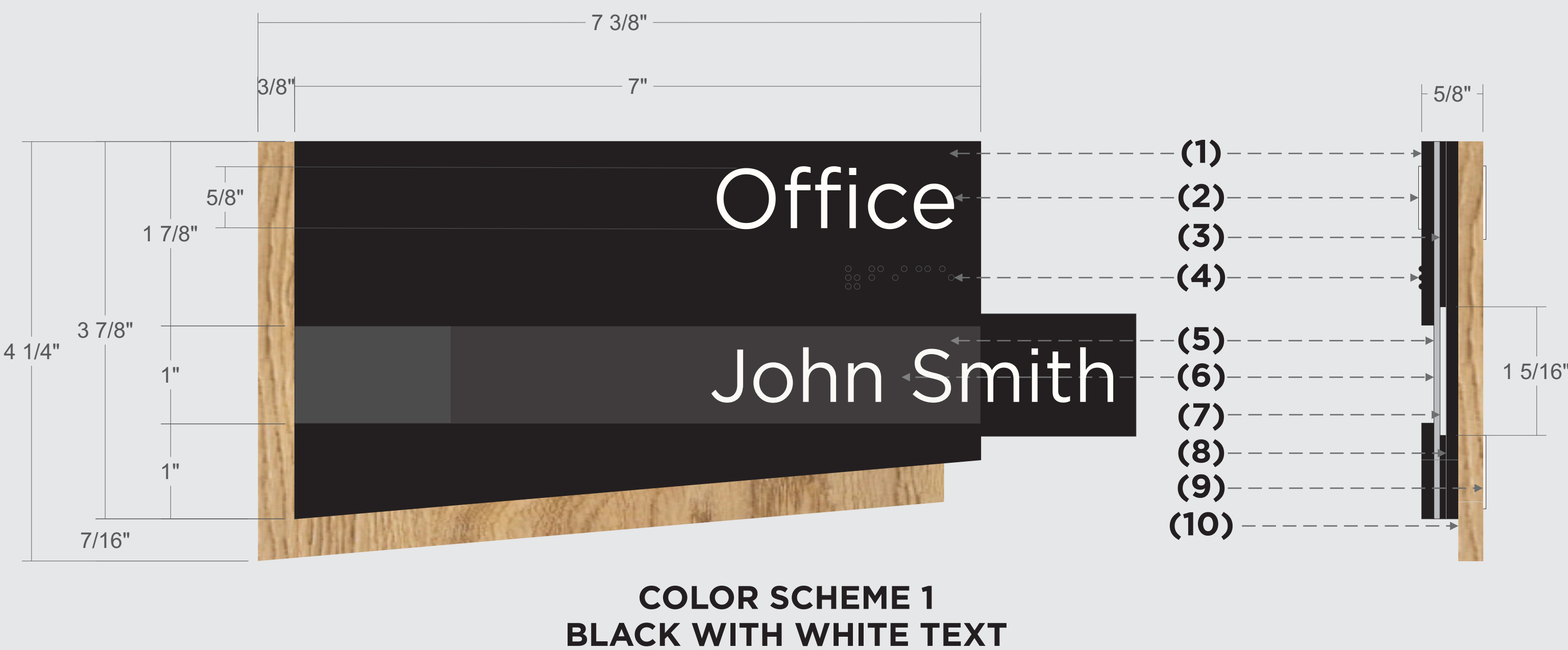
- (1) 1/16" maple wood trim
- (2) 1/16" clear acrylic with a P95 non-glare finish
- (3) 1 1/4"x6" insert viewing window
- (4) 1 1/2"x6"x1/16" deep oversized insert slot to hide insert edges
- (5) 1/16" thick acrylic
Color: match color scheme
- (6) 1/8" thick acrylic backplate
Color: match color scheme
- (7) 3/4"x1/32" thick double sided foam tape with paper backing for easy peel and stick installation

Sign Type
Room Sign + Insert

Last Revision Date
03/28/2025

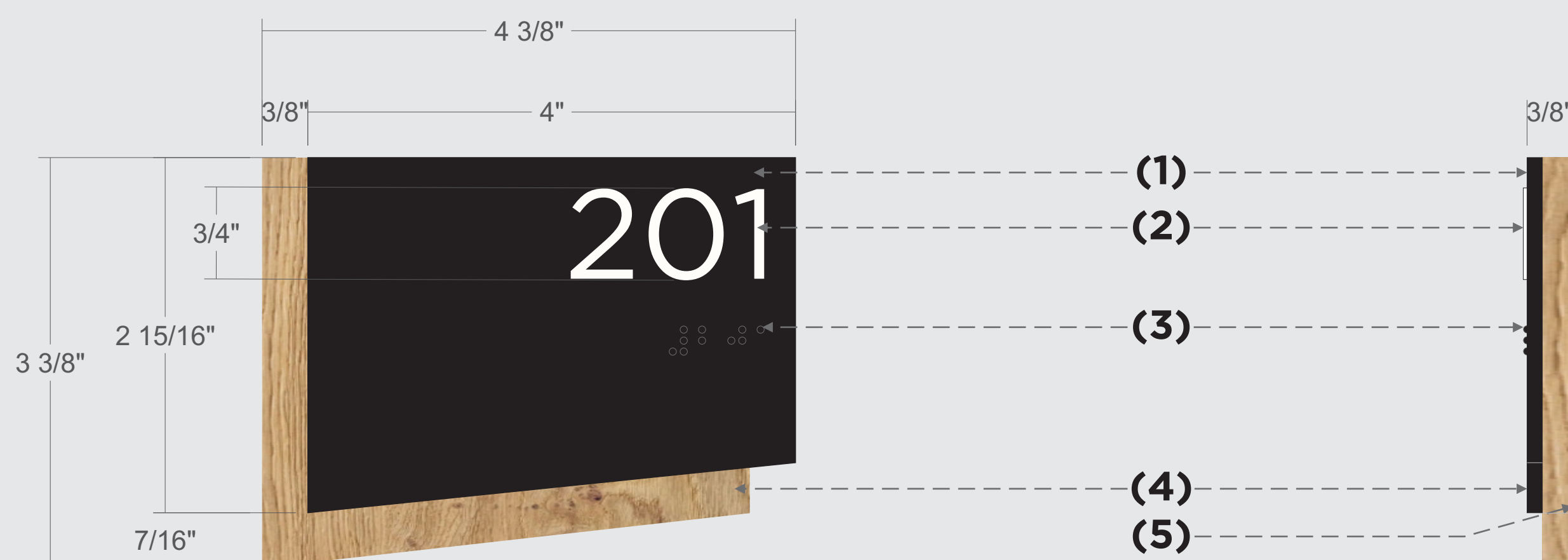
SIGN DETAILS

- (1)** 1/8" thick photopolymer face panel with satin clear coat for a non-glare finish
Color options: black or white
- (2)** 1/32" raised text integral to face panel
Color options: white or black
- (3)** 1/16" thick acrylic
Color: match color scheme
- (4)** Clear 1/32" raised grade 2 braille integral to face panel
- (5)** 1/16" clear acrylic with a P95 non glare finish
- (6)** 1"x7" insert viewing window
- (7)** 1 5/16"x7"x1/16" deep oversized insert slot to hide insert edges
- (8)** 1/8" acrylic
Color: match color scheme
- (9)** 3/4"x1/32" thick double sided foam tape with paper backing for easy peel and stick installation
- (10)** 1/4" maple wood backpanel

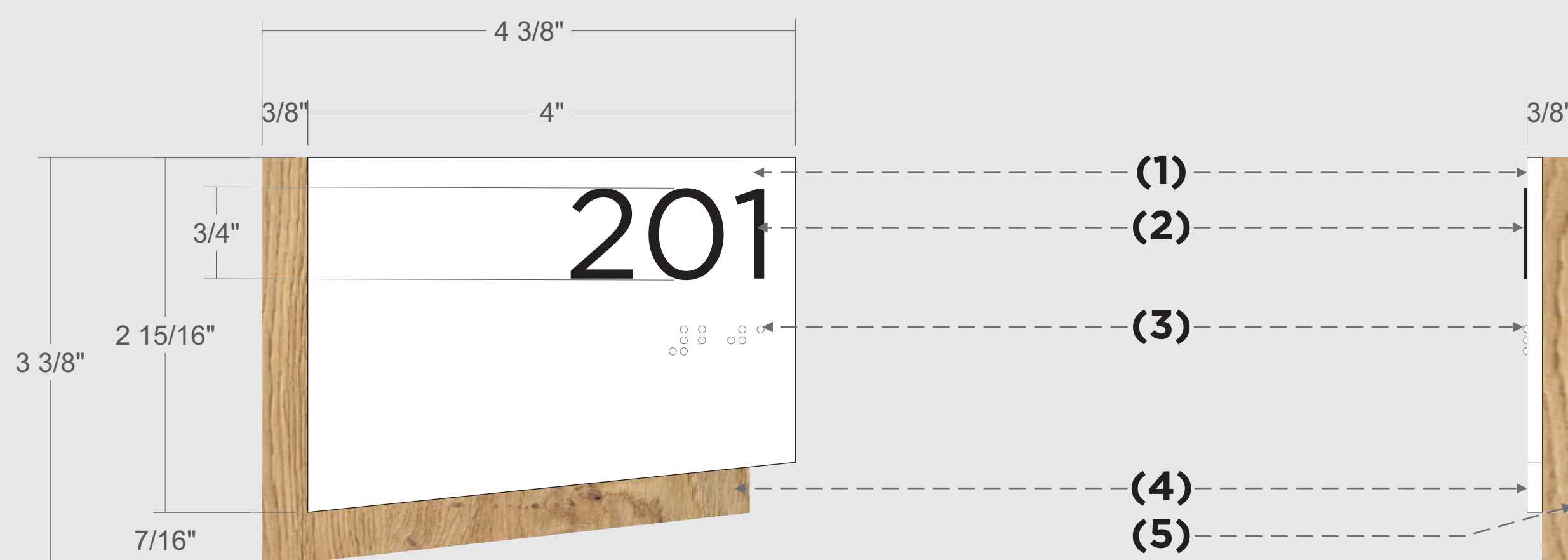


Sign Type
Small Room Sign

Last Revision Date
03/28/2025



**COLOR SCHEME 1
BLACK WITH WHITE TEXT**



**COLOR SCHEME 2
WHITE WITH BLACK TEXT**

SIGN DETAILS

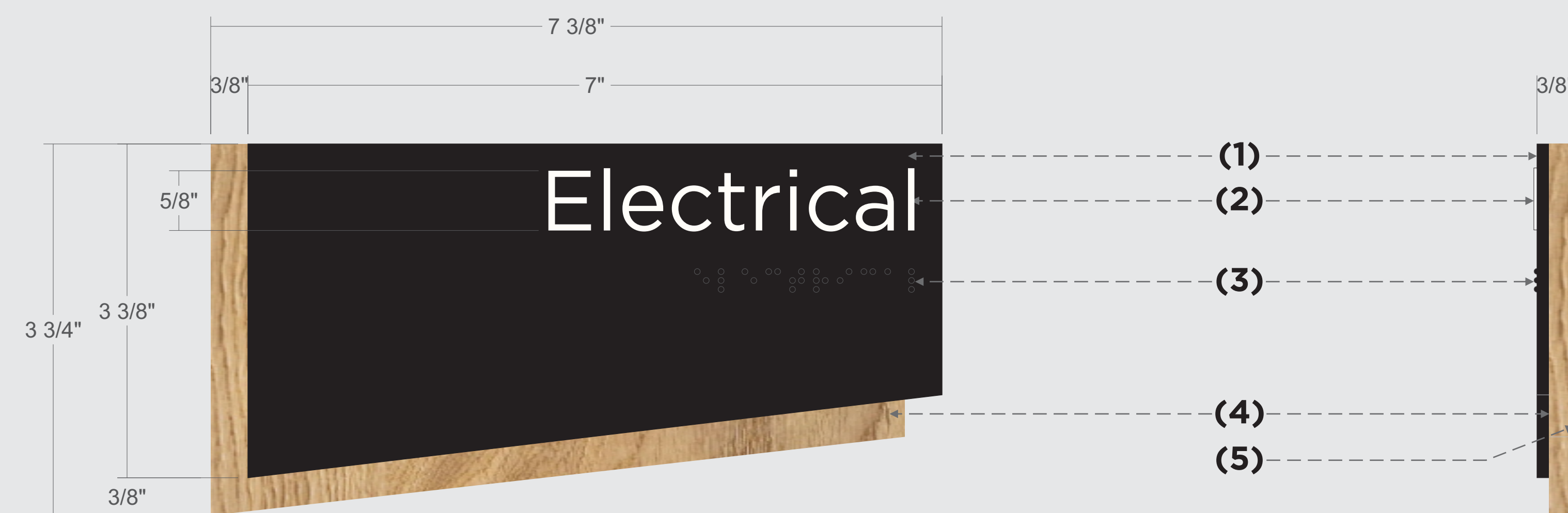
- (1) 1/8" thick photopolymer face panel with satin clear coat for a non-glare finish
Color options: black or white
- (2) 1/32" raised text integral to face panel
Color options: white or black
- (3) Clear 1/32" raised grade 2 braille integral to face panel
- (4) 1/4" thick maple wood backpanel
- (5) 3/4"x1/32" thick double sided foam tape with paper backing for easy peel and stick installation

Sign Type
Large Room Sign


Last Revision Date
03/28/2025

SIGN DETAILS

- (1)** 1/8" thick photopolymer face panel with satin clear coat for a non-glare finish
Color options: black or white
- (2)** 1/32" raised text integral to face panel
Color options: white or black
- (3)** Clear 1/32" raised grade 2 braille integral to face panel
- (4)** 1/4" thick maple wood backpanel
- (5)** 3/4"x1/32" thick double sided foam tape with paper backing for easy peel and stick installation



**COLOR SCHEME 1
BLACK WITH WHITE TEXT**



**COLOR SCHEME 2
WHITE WITH BLACK TEXT**

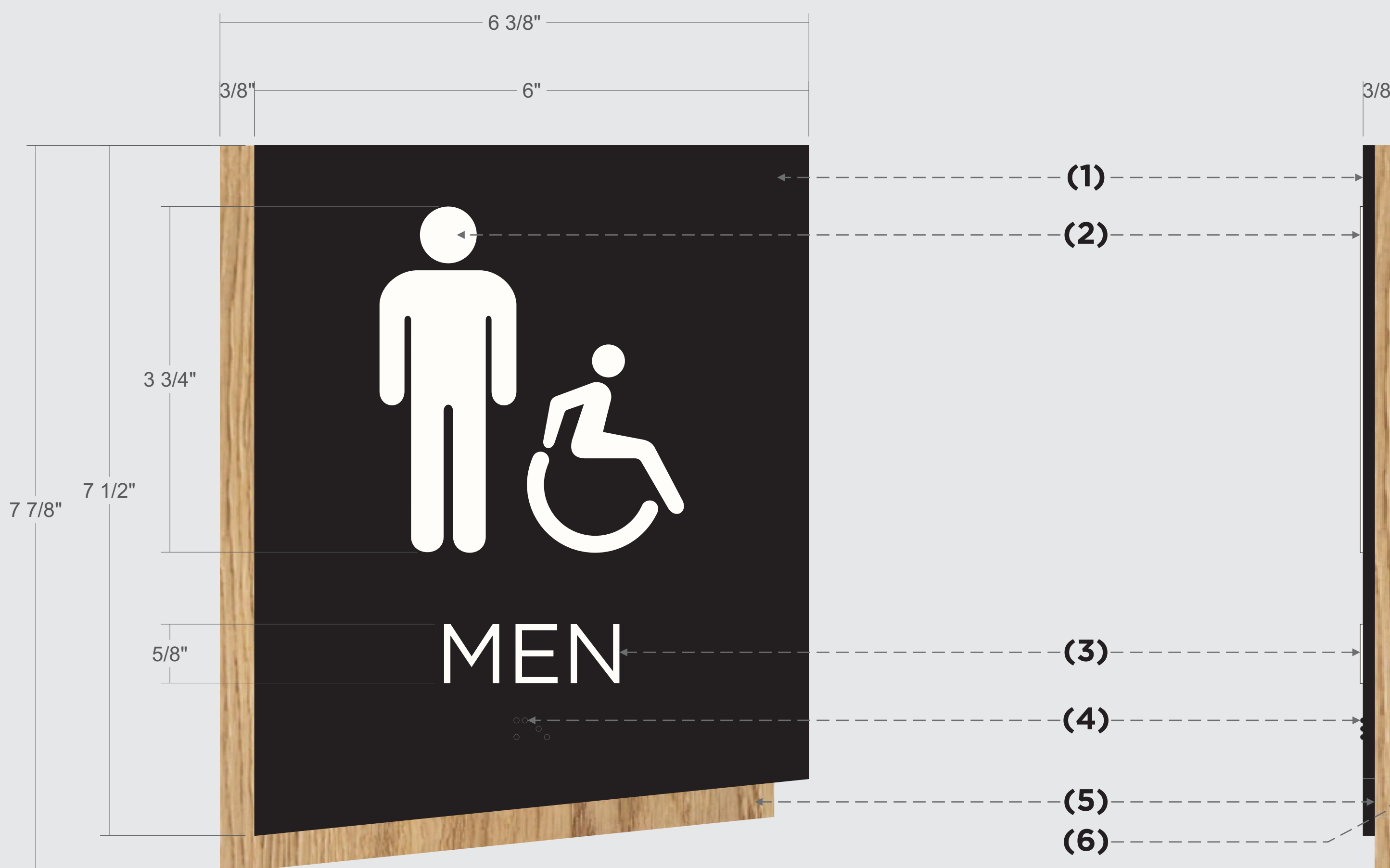
Sign Type
Room Sign + Pictogram

Last Revision Date
03/28/2025

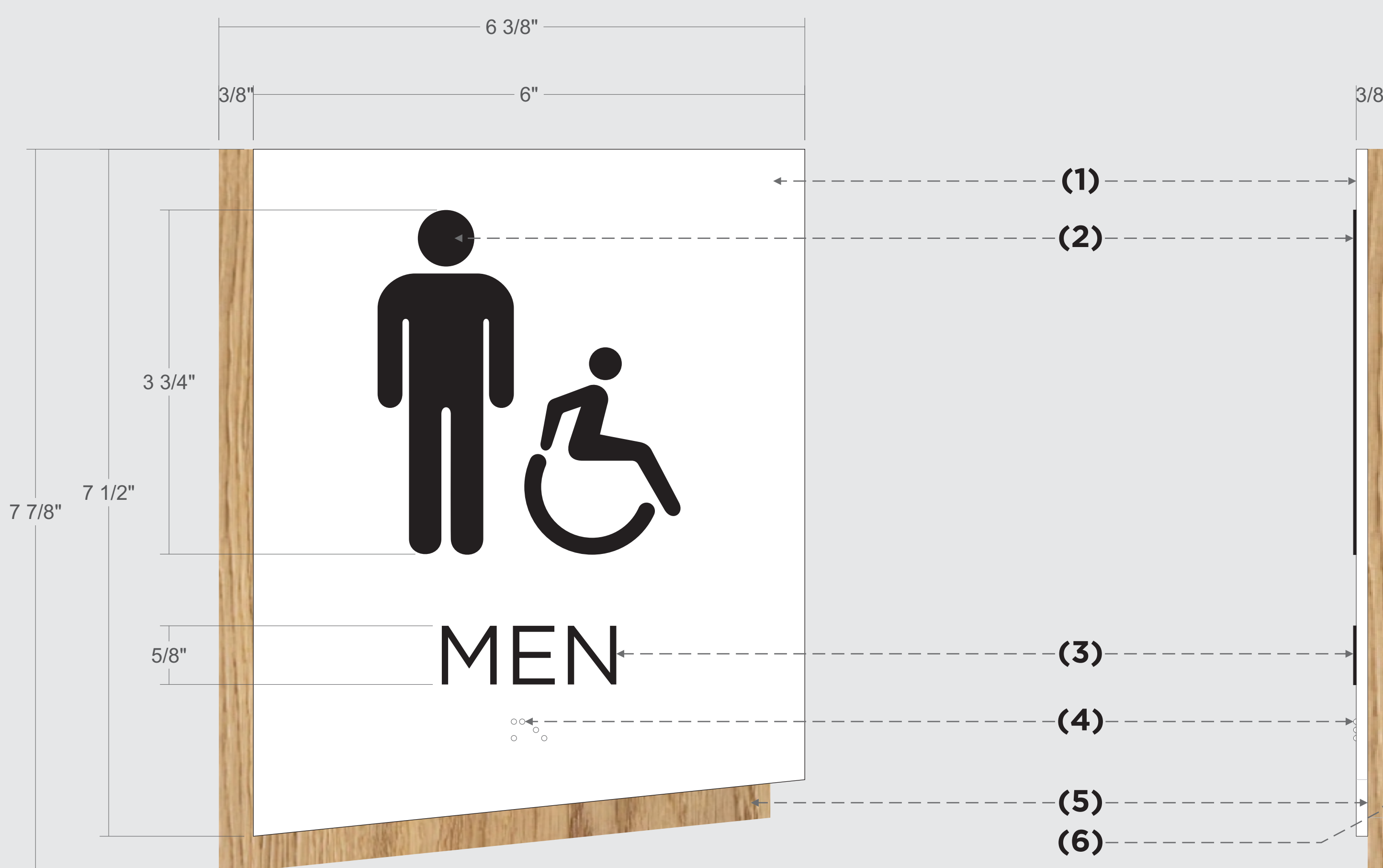
SIGN DETAILS

- (1) 1/8" thick photopolymer face panel with satin clear coat for a non-glare finish
Color options: black or white
- (2) 1/32" raised pictogram integral to face panel
Color options: white or black
- (3) 1/32" raised text integral to face panel
Color options: white or black
- (4) Clear 1/32" raised grade 2 braille integral to face panel
- (5) 1/4" thick maple wood backpanel
- (6) 3/4"x1/32" thick double sided foam tape with paper backing for easy peel and stick installation

**COLOR SCHEME 1
BLACK WITH WHITE TEXT**



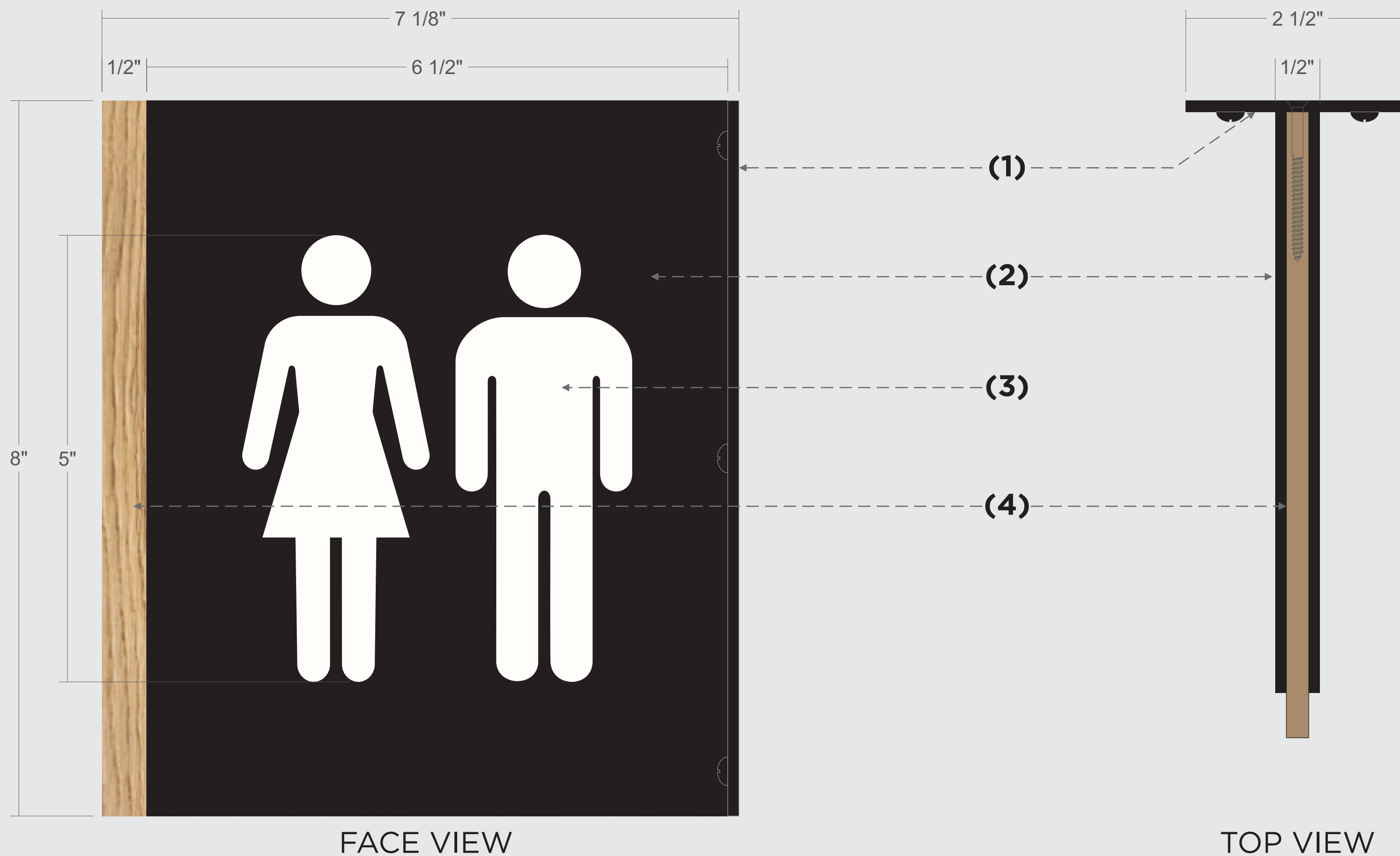
**COLOR SCHEME 2
WHITE WITH BLACK TEXT**



PICTOGRAM OPTIONS

Sign Type
Blade Sign

Last Revision Date
03/28/2025



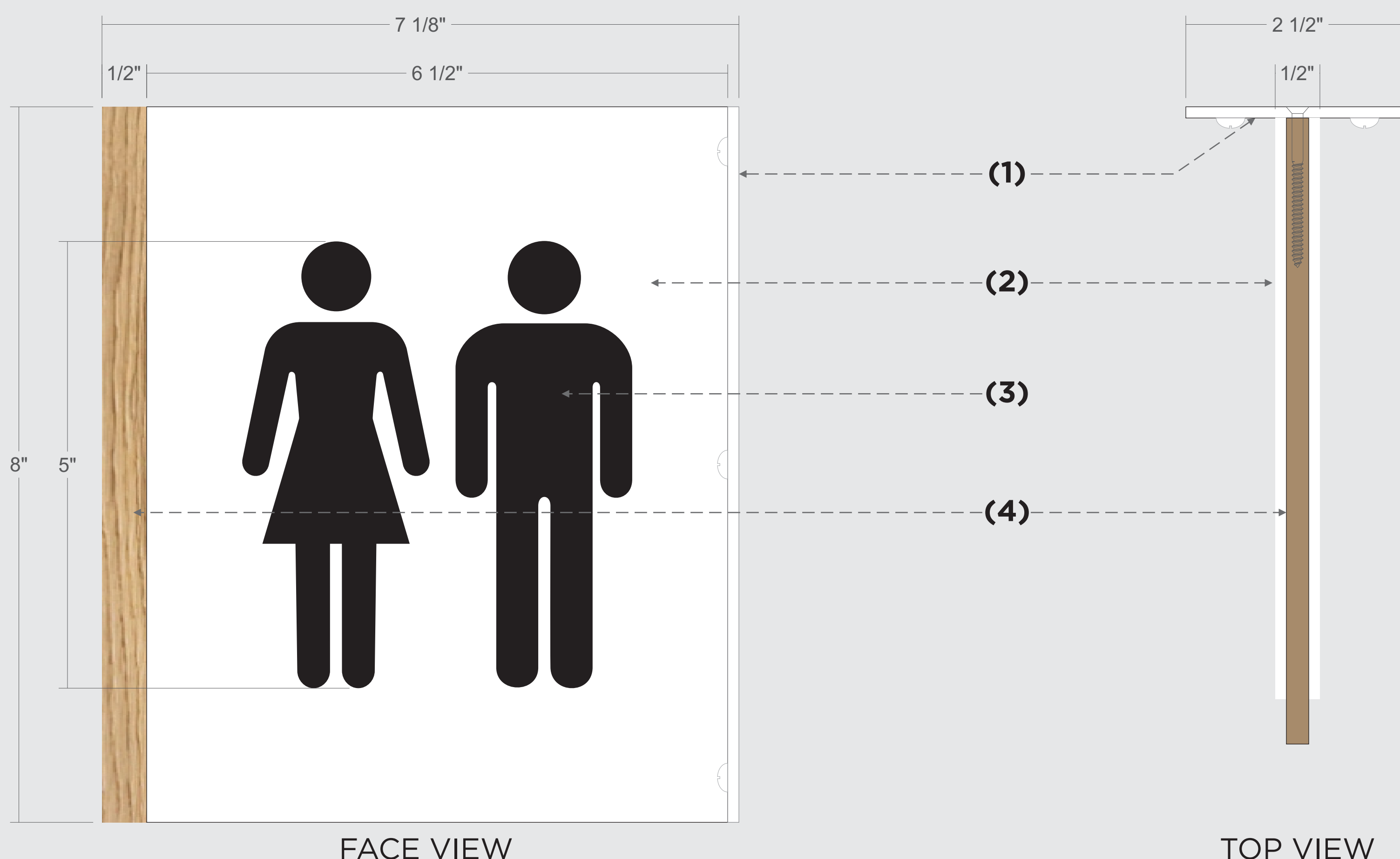
FACE VIEW

TOP VIEW

COLOR SCHEME 1
BLACK WITH WHITE PICTOGRAM

SIGN DETAILS

- (1) 2 1/2"x1/8" painted aluminum angle with mounting holes sized for #8 hardware
Color options: satin black or satin white
- (2) 1/8" P95 non glare acrylic panel
Color options: black or white
- (3) Matte vinyl pictogram on both sides
Color options: matte white or matte black
- (4) 1/4" thick maple wood panel



FACE VIEW

TOP VIEW

COLOR SCHEME 2
WHITE WITH BLACK PICTOGRAM



PICTOGRAM OPTIONS