



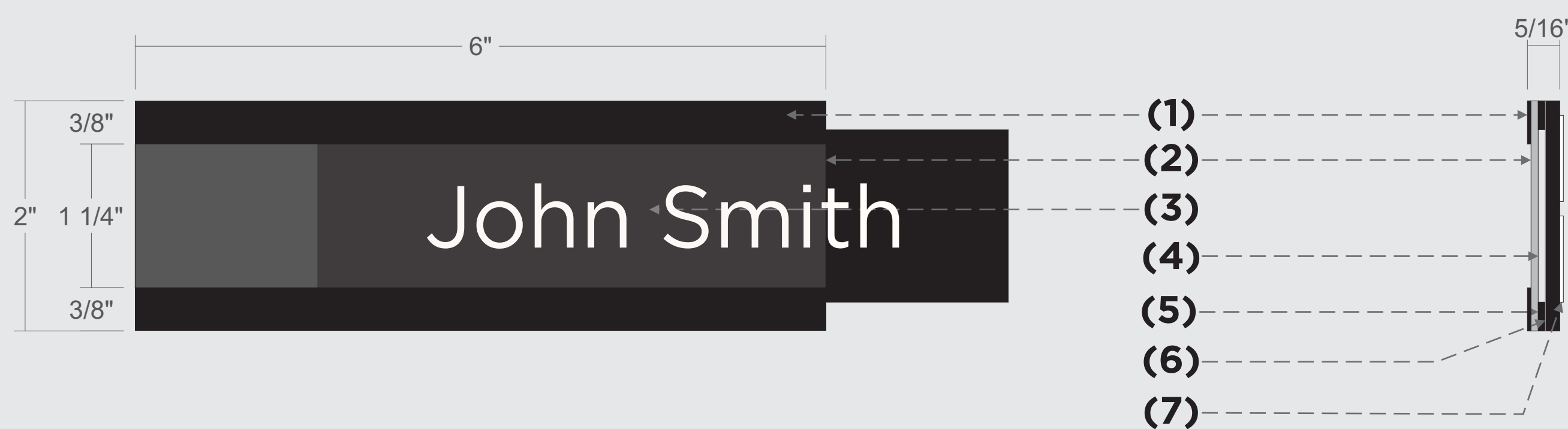
COLUMBIA SERIES
DRAWINGS & SPECIFICATIONS

Table of Contents

Page	Content
1	Cover
2	Table of Contents
3	Insert Sign
4	Room Number + Insert Sign
5	Room Number + Name (1-line) Sign
6	Room Number + Name (2-line) Sign
7	Maximum Occupancy Sign
8	Men's Restroom Sign
9	Women's Restroom Sign
10	Unisex Restroom Sign
11	Blade Sign

Sign Type
Insert Sign

Last Revision Date
03/28/2025

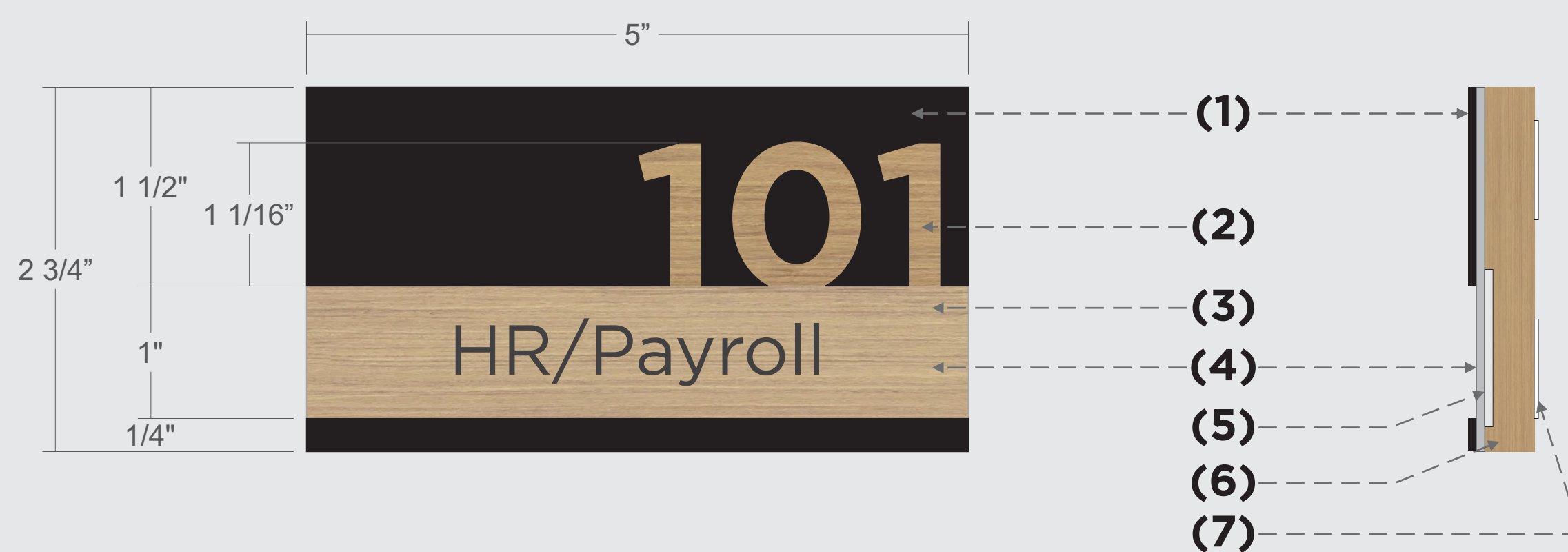


SIGN DETAILS

- (1) 1/32" thick black Rowmark trim pieces
- (2) 1/16" clear acrylic with a P95 non-glare finish
- (3) 1 1/4"x6" insert viewing window
- (4) 1 1/2"x6"x1/16" deep oversized insert slot to hide insert edges
- (5) 1/16" thick black acrylic
- (6) 1/8" thick black acrylic backplate
- (7) 3/4"x1/32" thick double sided foam tape with paper backing for easy peel and stick installation

Sign Type
Room Number + Insert Sign

Last Revision Date
03/28/2025



SIGN DETAILS

- (1) 1/16" black acrylic face painted to look like blackened steel
- (2) Room number cut out to show wood
- (3) 1"x5" non-glare viewing
- (4) 1/16" clear acrylic with a P95 non-glare finish
- (5) 1 3/16"x5"x1/16" deep oversized insert slot to hide insert edges
- (6) 3/8" thick maple wood blank
- (7) 3/4"x1/32" thick double sided foam tape with paper backing for easy peel and stick installation

Sign Type

Room Number +
Name (1-line) sign

Last Revision Date

03/28/2025



SIGN DETAILS

- (1) 1/16" black acrylic face painted to look like blackened steel
- (2) Room number cut out to show wood
- (3) Laser engraved text in filled black
- (4) 3/8" thick maple wood blank
- (5) 3/4"x1/32" thick double sided foam tape with paper backing for easy peel and stick installation

Sign Type

Room Number +
Name (2-line) sign

Last Revision Date

03/28/2025



SIGN DETAILS

- (1) 1/16" black acrylic face painted to look like blackened steel
- (2) Room number cut out to show wood
- (3) Laser engraved text in filled black
- (4) 3/8" thick maple wood blank
- (5) 3/4"x1/32" thick double sided foam tape with paper backing for easy peel and stick installation

Sign Type
Maximum Occupancy Sign

Last Revision Date
03/28/2025

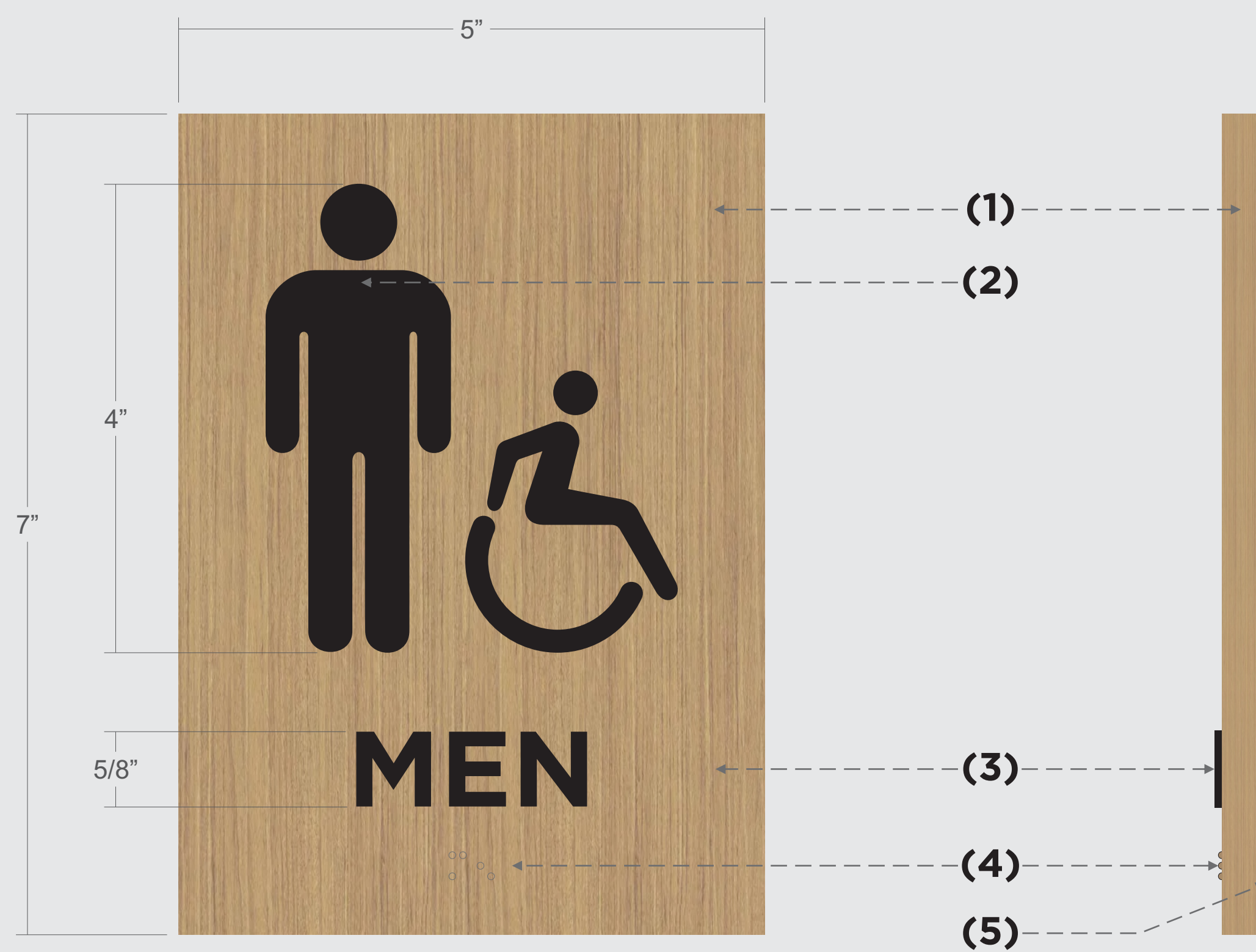


SIGN DETAILS

- (1) 3/8" thick maple wood blank
- (2) Laser engraved text in filled black
- (3) 3/4"x1/32" thick double sided foam tape with paper backing for easy peel and stick installation

Sign Type
Men's Restroom Sign

Last Revision Date
03/28/2025

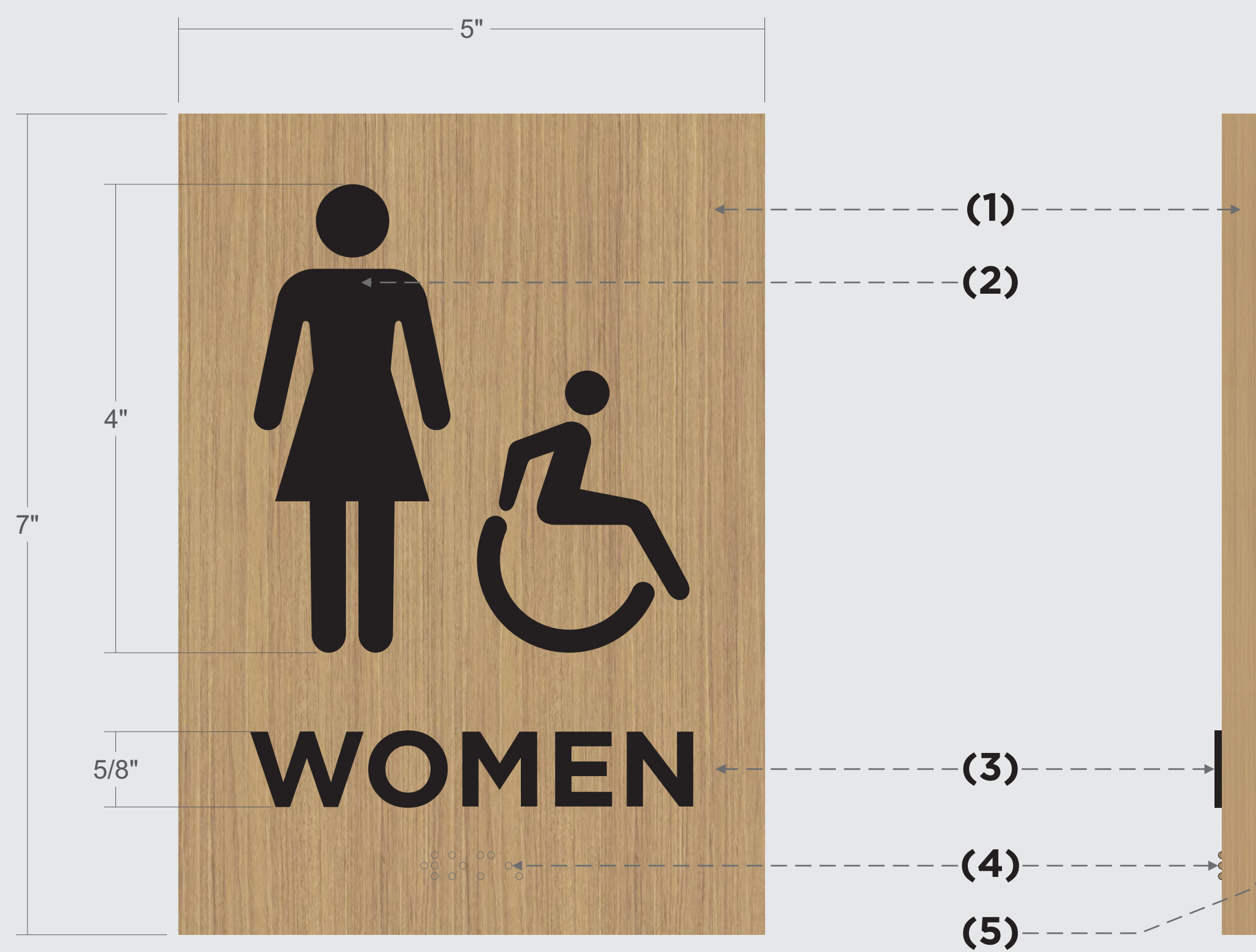


SIGN DETAILS

- (1) 3/8" thick maple wood blank
- (2) Laser engraved pictogram in filled black
- (3) 1/16" non-glare black acrylic text
- (4) Clear grade 2 braille
- (5) 3/4"x1/32" thick double sided foam tape with paper backing for easy peel and stick installation

Sign Type
Women's Restroom Sign

Last Revision Date
03/28/2025



SIGN DETAILS

- (1) 3/8" thick maple wood blank
- (2) Laser engraved pictogram in filled black
- (3) 1/16" non-glare black acrylic text
- (4) Clear grade 2 braille
- (5) 3/4"x1/32" thick double sided foam tape with paper backing for easy peel and stick installation

Sign Type
Unisex Restroom Sign

Last Revision Date
03/28/2025




SIGN DETAILS

- (1) 3/8" thick maple wood blank
- (2) Laser engraved pictogram in filled black
- (3) 1/16" non-glare black acrylic text
- (4) Clear grade 2 braille
- (5) 3/4"x1/32" thick double sided foam tape with paper backing for easy peel and stick installation

Sign Type
Blade Sign

Last Revision Date
03/28/2025



SIGN DETAILS

- (1)** 3"x1/4" aluminum flat bar painted satin white with mounting holes sized for #8 hardware
- (2)** 1" thick maple blank with satin clearcoat
- (3)** 1/8" thick non-glare black acrylic pictogram on both sides



PICTOGRAM OPTIONS